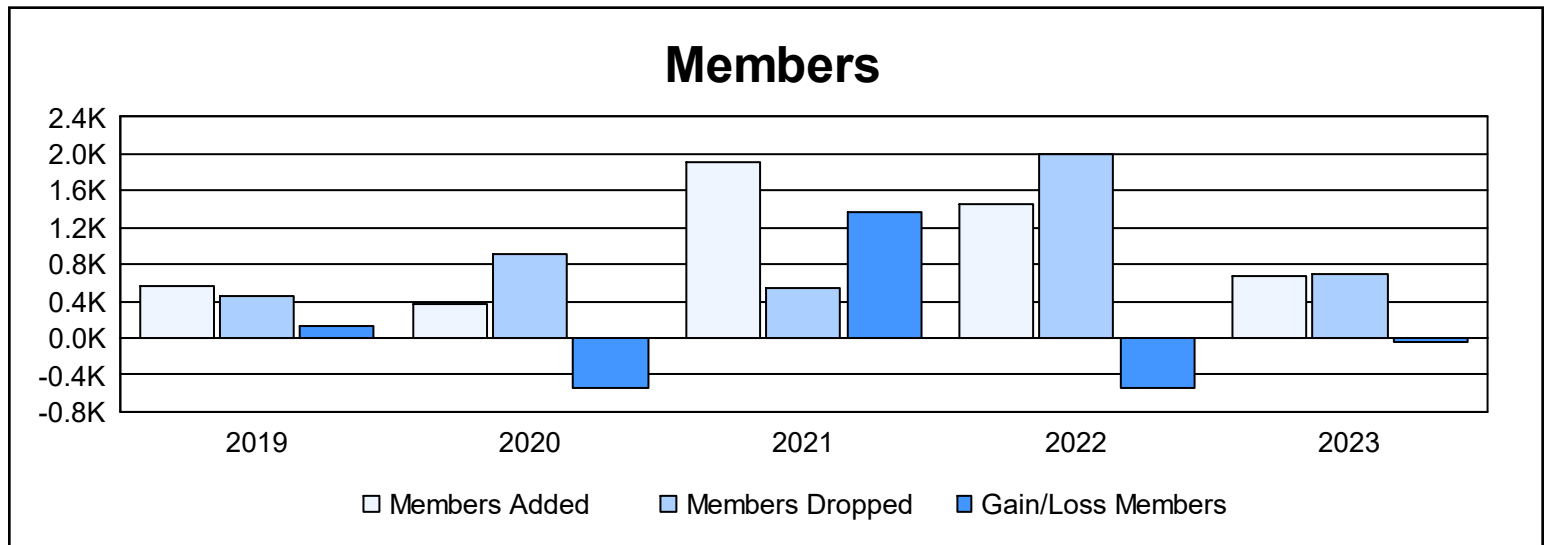
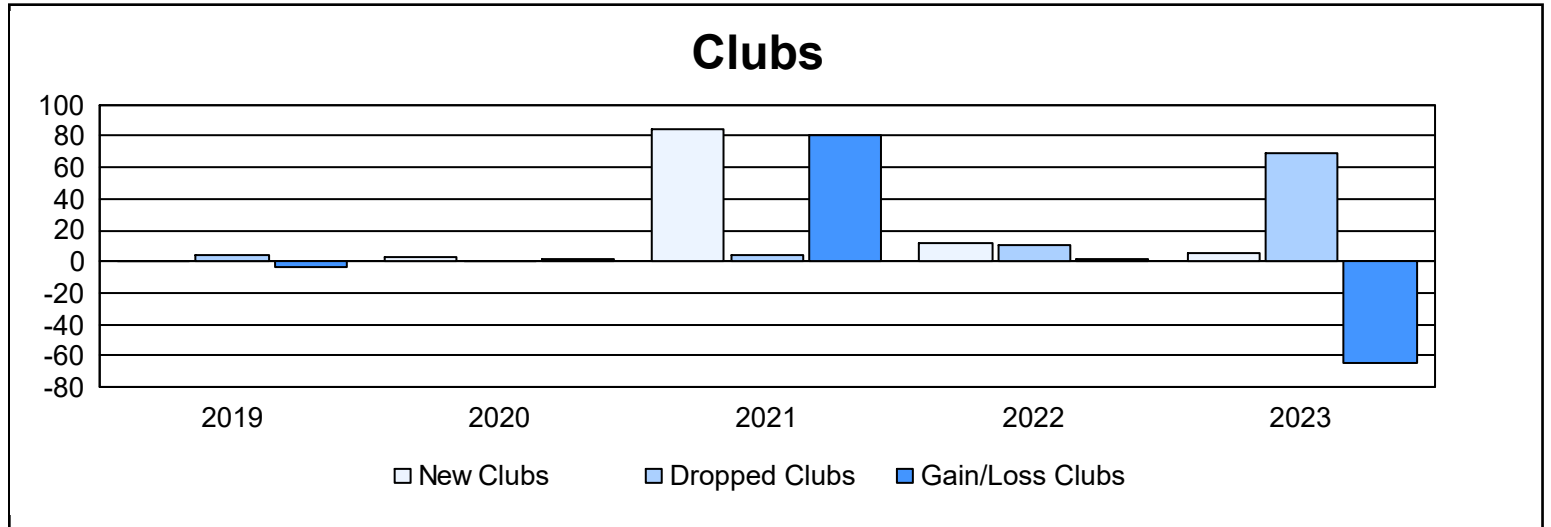
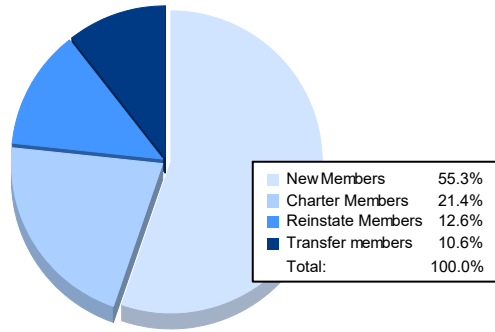


| Year | New Clubs | Dropped Clubs | Gain/ Loss Clubs | New Members | Charter Members | Reinstate Members | Transfer Members | Total Member Added | Total Members Dropped | Gain/ Loss Members |
|----------------|-----------|---------------|------------------|-------------|-----------------|-------------------|------------------|--------------------|-----------------------|--------------------|
| 2018-2019 | 1 | 4 | -3 | 467 | 63 | 36 | 8 | 574 | 452 | 122 |
| 2019-2020 | 3 | 1 | 2 | 51 | 137 | 177 | 3 | 368 | 911 | -543 |
| 2020-2021 | 84 | 4 | 80 | 295 | 1,605 | 12 | 3 | 1,915 | 546 | 1,369 |
| 2021-2022 | 12 | 10 | 2 | 777 | 515 | 56 | 106 | 1,454 | 2,004 | -550 |
| 2022-2023 | 5 | 69 | -64 | 369 | 143 | 84 | 71 | 667 | 703 | -36 |
| Average | 21 | 18 | 3 | 392 | 493 | 73 | 38 | 996 | 923 | 72 |



Membership Composition June 2023 Cumulative



Gender Composition June 2023 Cumulative

